Hördomino
Obst

START	1		2		3
	4		5		6
	7		8		9
	10		11		12
	13		14		Ziel

Wörter für die Anybook-Sticker:

1. Erdbeere
2. Himbeere
3. Pflaume
4. Ananas
5. Birne
6. Orange
7. Zitrone
8. Kiwi
9. Traube
10. Kirsche
11. Blaubeere
12. Brombeere
13. Banane
14. Apfel

Anleitung

1. Suche die Startkarte
2. Tippe mit deinem Stift auf den ersten Sticker.
3. Höre dir das Wort an.
4. Suche das passende Bild in den Dominokarten und lege es an den Sticker an.
5. Höre dir das nächste Wort an.
6. Lege so lange, bis du alle Dominokarten angelegt hast.

7. Ziel: Du bist fertig, wenn du am Ziel angekommen bist und keine Karte mehr übrig ist.